

# Bin, Underhood Storage (Remove and Replace)

Labor Code: 647930010

**Important:**

This manual is written for professional automotive technicians who have received high voltage training. It is the technician's responsibility to make sure that the vehicle is safe to work on before beginning inspections or repairs, and to perform all work in a safe manner and in a safe work environment. Refer to the [Introduction](#) section for additional important information.

**Potentially Non-Reusable Component(s):**

Part Number	Quantity	Fastener Type
SC00014151-A	6	<a href="#">Adhesive</a>

**Torque Specifications:**


Step Number	Torque (Nm)
<a href="#">3</a>	3

## Removal

**Tip:**

Set the ride height to lowest.

1. Remove: [Panel, Access, Underhood, Rear \(Remove and Replace\)](#).
2. On both sides of the vehicle: Remove: [Panel, Closeout, Underhood, LH \(Remove and Replace\)](#).
- 3.

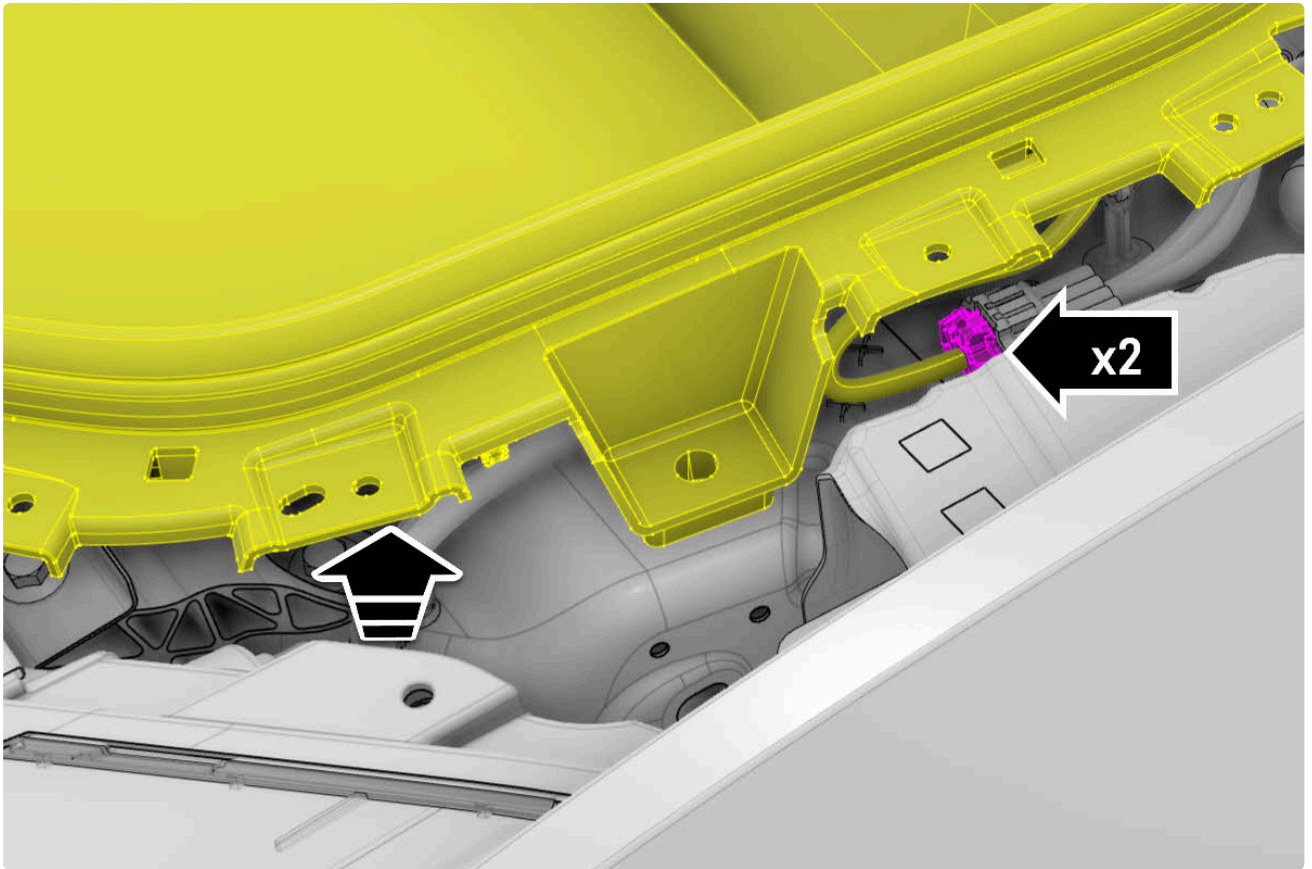


**CAUTION:**


Potentially non-reusable fastener(s).

Torque: 3 Nm

4. On both sides of the vehicle:



5.



## Installation

Installation is the reverse of removal, except for the following:

**CAUTION:**

Replace all non-reusable components.